




# Standard Work Instruction Sheet

Part Number:		Date:		Operator:		 Quality  Safety  STD WIP	
Part Name:		Area:		Daily Demand:			
No.	Work Element	Quality		Time [s]	Takt Time [s]:		
		Check	Gage				
1							
2							
3							
4							
5							
6							
7							
8							
9							
10							
11							
12							
13							
14							
15							
16							
17							
18							
19							
20							
21							
22							
23							
24							
25							
26							
27							
28							
		TOTAL					